




alteryx

Alteryx Core Certification Training Series



Training Series by Week

1 Reading and Writing Data

2 Data Blending and Formatting

3 Data Preparation

4 Transforming and Parsing Data

5 User Interface (UI), Documentation and Workflow Configuration

6 **Core Certification Exam Preparation**

Agenda


1 Exam Format – What to Expect

2 Practice Questions

3 Tips for Practical Application Questions

4 How to Register

5 Open Q&A





EXAM FORMAT

Audience: Everyone!

Experience level: Beginner to Intermediate

Price: Free

Exam type: Online, on-demand

Time Allotted: 2 hours

Passing Score: 80%

References: Open Book

Prerequisites: none

Questions: 80

Question Types: 73 multiple choice questions, 7 practical application questions

Point Values: 1 pt for multiple choice, 3 points for practical application. Partial credit is awarded and deducted for multiple-response questions ("Select all that apply").


Attempts: 1 attempt every 7 days

Version: The exam tests on the latest version of Designer.

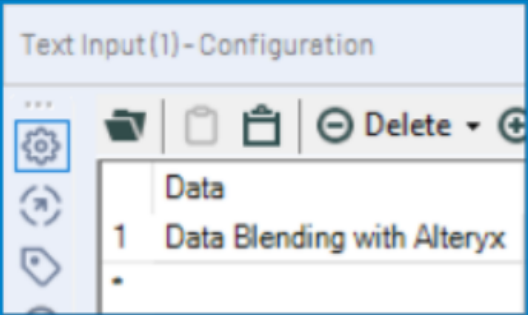
Question 1

What is the result of this formula?

(assume no leading or trailing spaces):



Text Input tool configuration:



Contains the expression:
`FindString([Data], "B")`

1. 4
2. 7
3. 5
4. 6




HOW TO GET THE ANSWER IN DESIGNER

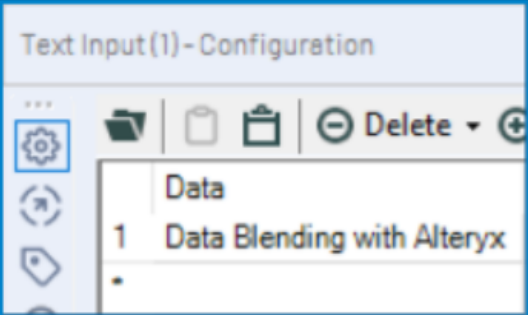
Question 1

What is the result of this formula?

(assume no leading or trailing spaces):



Text Input tool configuration:



Contains the expression:
`FindString([Data], "B")`

1. 4

2. 7

3. 5

4. 6

Question 2

Which tool would be used to create the following output?

ID	Column A	Column B
1	Bruno	Nelson
2	Tara	Mathias
3	Maxine	Cameron



A	B	A1	B1
Bruno	Nelson	Bruno	Maxine
Maxine	Cameron	Maxine	Nathaly

ID	Column A	Column B
4	Maxine	Nathaly
5	Bruno	Maxine
6	Mathias	Hilary

1. Append Fields
2. Join
3. Formula
4. Union



HOW TO GET THE ANSWER IN DESIGNER

Question 2

Which tool would be used to create the following output?

ID	Column A	Column B
1	Bruno	Nelson
2	Tara	Mathias
3	Maxine	Cameron



A	B	A1	B1
Bruno	Nelson	Bruno	Maxine
Maxine	Cameron	Maxine	Nathaly

ID	Column A	Column B
4	Maxine	Nathaly
5	Bruno	Maxine
6	Mathias	Hilary

1. Append Fields

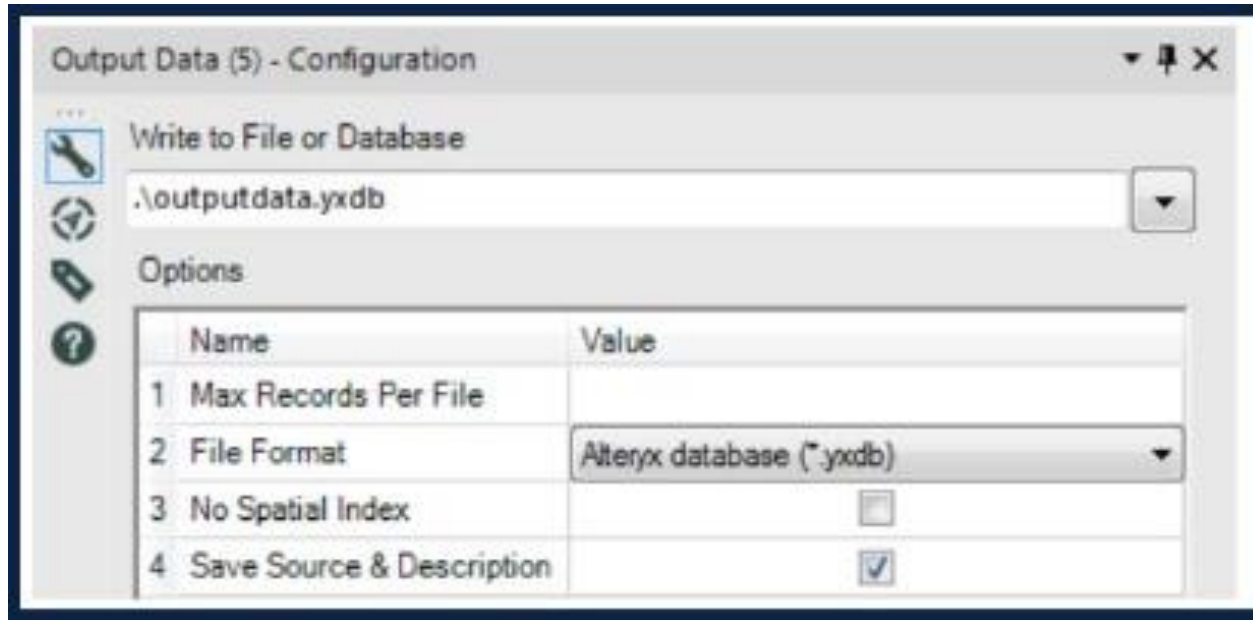
2. Join

3. Formula

4. Union

Question 3

Where will this outputdata.yxdb file be saved?



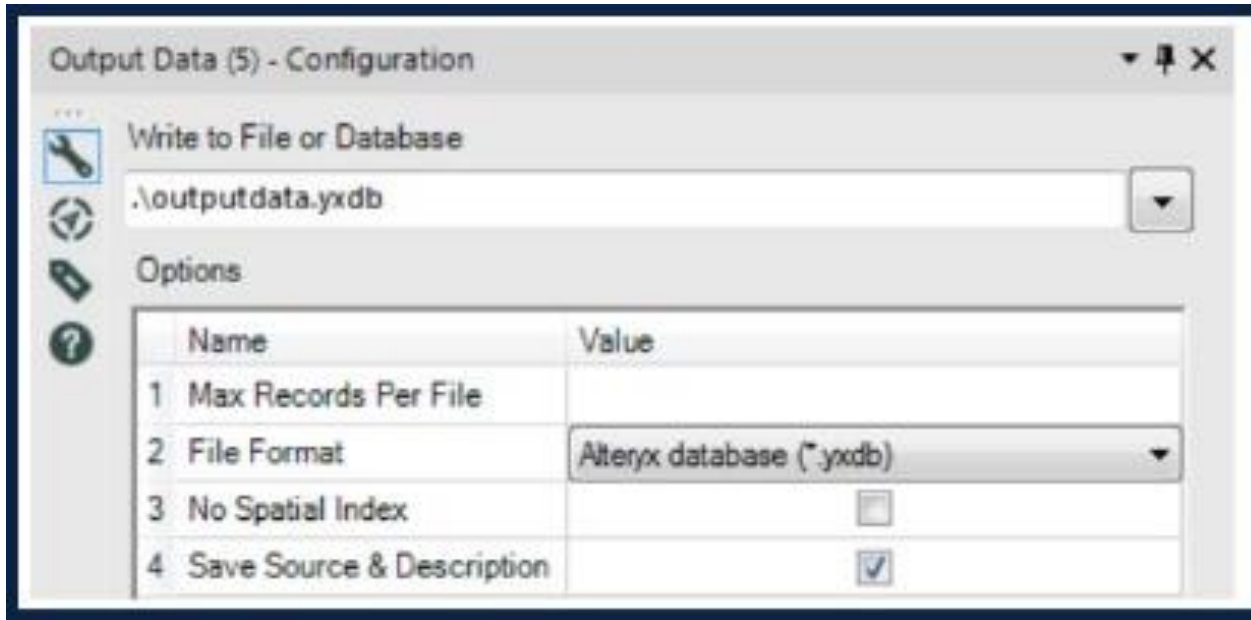
1. You'll get an error
2. In the parent folder of the workflow
3. On the desktop
4. Same folder where the workflow is saved



HOW TO GET THE ANSWER IN DESIGNER

Question 3

Where will this outputdata.yxdb file be saved?



1. You'll get an error
2. In the parent folder of the workflow
3. On the desktop
4. Same folder where the workflow is saved

Question 4

True or False

- When configuring the Transpose tool, you can select multiple data fields but only one key field

1. **True**
2. **False**



HOW TO GET THE ANSWER IN DESIGNER

Question 4

True or False

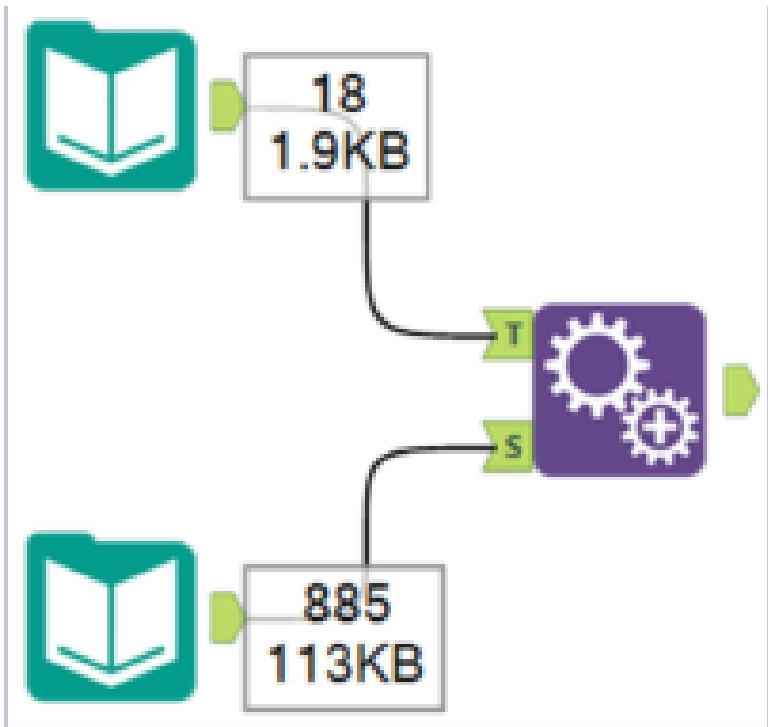
- When configuring the Transpose tool, you can select multiple data fields but only one key field

1. **True**

2. **False**

Question 5

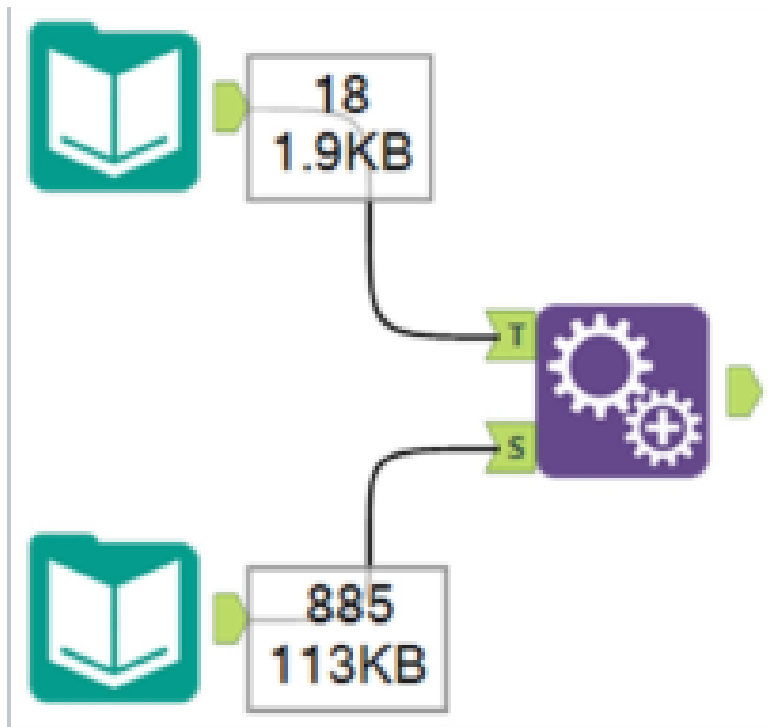
How many rows will be output from the Append Fields tool below if set to allow all appends?



1. 1550
2. 15930
3. 835
4. 18

Question 5

How many rows will be output from the Append Fields tool below if set to allow all appends?



1. 1550
2. 15930
3. 835
4. 18

Question 6

What is the Alteryx file type for each file extension?

- 1. yxmd
- 2. yxwz
- 3. yxmc
- 4. yxft
- 5. yxdb
- 6. yxzp
- 7. yxi

Question 6

What is the Alteryx file type for each file extension?

- 1. yxmd – Workflow
- 2. yxwz – Analytic App
- 3. yxmc – Macro
- 4. yxft – Field Types
- 5. yxdb – Database
- 6. yxzp – Packaged Workflow
- 7. yxi – Packaged Tool

Question 7

In the Input Data tool, what is the symbol for 'no delimiter'

- 1. \^
- 2. \n
- 3. \nd
- 4. \
- 5. [blank]
- 6. \!
- 7. \0

Question 7

In the Input Data tool, what is the symbol for 'no delimiter'?


- 1. \^
- 2. \n
- 3. \nd
- 4. \
- 5. [blank]
- 6. \!
- 7. \0

Question 8

Which workflow(s) will generate the desired output?

- You are given a table of numbers and asked to calculate the average value of all the numbers. The desired output should have a column where the average value of all the numbers is stored per row, as shown below.

Number
1
2
3
4
5



Number	Average
1	3
2	3
3	3
4	3
5	3






HOW TO GET THE ANSWER IN DESIGNER

Question 8

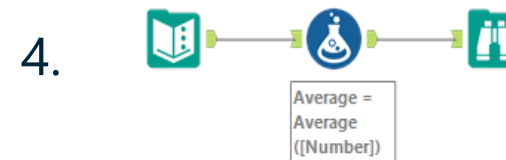
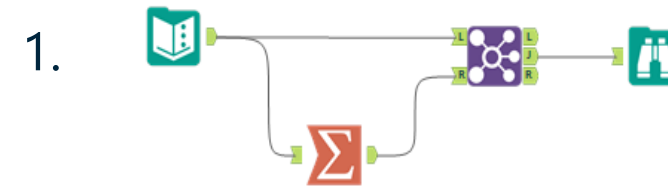
Which workflow(s) will generate the desired output?

- You are given a table of numbers and asked to calculate the average value of all the numbers. The desired output should have a column where the average value of all the numbers is stored per row, as shown below.

Number
1
2
3
4
5



Number	Average
1	3
2	3
3	3
4	3
5	3



Question 9

Which workflow(s) will generate the desired output?

- Using the provided data file, what is the average sale amount for corporate customers?

– Question 9 Data.xlsx

1. \$982.12

2. \$189.77

3. \$938.88

4. \$951.49



HOW TO GET THE ANSWER IN DESIGNER

Question 9

Which workflow(s) will generate the desired output?

- Using the provided data file, what is the average sale amount for corporate customers?

– Question 9 Data.xlsx

1. \$982.12

2. \$189.77

3. \$938.88

4. \$951.49

Practical Application

A few additional tips:

- Make sure Alteryx Designer is open
- Use one tool examples to prepare
- Weekly challenges on Alteryx Academy
- Take the exam – you will learn new things!

How to Register

- Sign up/Login to Community.Alteryx.com
- Click Academy > Certification
- Alteryx Designer Core Exam > Register
- Enter name, email and Community username
- Good luck!



alteryx

Thank you

alteryx.com

