

Predictive Models by Dependent Variable

Qualitative

Binary

**Logistic Regression**

- Boosted Model
- Decision Tree
- Forest Model
- Naïve Bayes
- Neural Network

Multinomial

- Spline Model
- Decision Tree
- Forest Model
- Boosted Model
- Neural Network
- Naïve Bayes

Quantitative

Count












**Count Regression**

- Spline Model
- Decision Tree
- Forest Model
- Boosted Model
- Neural Network

Continuous

**Linear Regression**

- Gamma Model**
- Spline Model
- Decision Tree
- Forest Model
- Boosted Model
- Neural Network

										
SVM	Neural Network	Naïve Bayes Classifier	Random Forest	Decision Tree	Boosted Model	Logistic Regression	Count Regression	Spline Model	Linear Regression	Gamma Regression